



**WORKSHOP
WEDNESDAY!**

THE WOLS

PRINT PAGE 2 ON A4

YOU WILL NEED:

- safe scissors
- safe glue
- a grown-up to help



1

Print out
page 2 and
stick it onto
card.

2

Cut along the
dashed lines. Roll
up the body strips
and glue the ends
together to make a
tube shape. Stick
the heads to
the top.

3

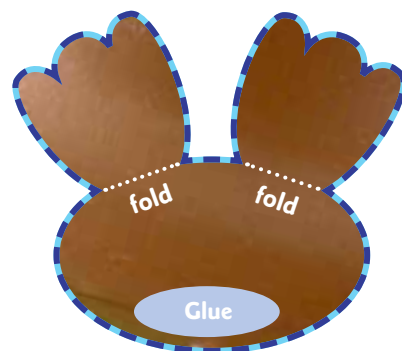
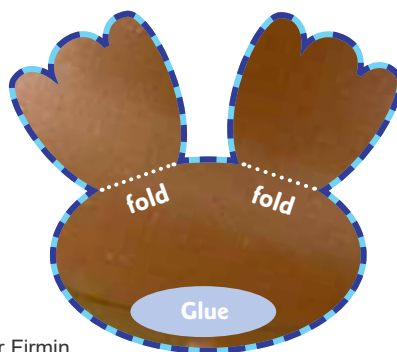



Fold the Wol's feet
and wings along the
white dotted lines
and stick them to
the tubes.

YOU COULD...

Tape or stick some
string or thread onto
the Wols, and make
them into a
mobile!

**SAVE PAPER!
JUST PRINT
PAGE 2**





THE WOLFS

WORKSHOP
WEDNESDAY!

Clangers

